

# KYOTO<sup>®</sup>

JAPAN

*Symbol of Quality & Performance*



A Family of  
Passenger Car Tires (PCR & HP),  
Ultra High-Performance  
Tires (UHP), 4x4 & SUV Tires,  
All Season Tires (A/S),  
Run-Flat Tires (R/F),  
All Terrain Tires (A/T),  
Mud Terrain Tires (M/T),  
Light Truck Tires (LTR)  
& Winter Tires (WTR)

[www.kyotojap.com](http://www.kyotojap.com)

# Index

Kyoto Japan Tire Group	2
Technical Knowledge	3
Kyoto Japan Quick Service Centres	4
Kyoto Japan Ultra High Performance Tires	8
Kyoto Japan High Performance Tires	10
Kyoto Japan Run Flat Tires R/F	10
Kyoto Japan All Season Tires A/S	10
Kyoto Japan All Terrain & 4x4 Tires	12
SUV, 4x4, Commercial & Sand Tires	14
Kyoto Japan Light Truck LTR & Commercial Tires	16
Kyoto Japan Winter Tires for Passenger Cars & Light Trucks	18
Kyoto Japan After Sales Service, Warranty & Support	20
Table	21

# Kyoto Japan Tire Group

A JAPANESE-SWISS GROUP OF COMPANIES WITHIN THE KTC GROUP; SPECIALIZED IN DESIGN, MANUFACTURE AND DISTRIBUTION OF A WIDE RANGE OF HIGH-QUALITY AUTOMOTIVE PRODUCTS UNDER THE EXCLUSIVE AND REGISTERED BRAND OF "KYOTO JAPAN" THROUGHOUT THE WORLD.

The group has developed its international organization based on regional sales teams and has a network of Official Distributors & local clients throughout the world. Kyoto Japan devotes its talents and cutting-edge manufacturing technology to create a superior family of products, while providing international Warranty & After-Sales-Services from its European base in Switzerland.

## Kyoto Japan Product Families

- Radial Tires
- Automotive AGM & MF Batteries
- Lubricants & Technical Greases
- Additives & Car Care Products
- Replacement Auto & Truck Parts
- Drive, Transmission & Hydraulics Systems
- Precision Ball & Roller Bearings
- Air-Conditioning & Refrigeration Gases
- Consumer Alkaline & Rechargeable Batteries
- Smart Connected LED Lighting & Spotlights

## Radial Tires

Kyoto Japan produces a wide range of radial, semi-radial and bias tires, carrying the EU label, comprising the European standards of REACH and Clean Oil with optimum levels of Wet Grip, Rolling Resistance and Sound Emission.

- Truck & Bus Radial Tires (TBR)
- Light Truck Tires (LTR)
- Passenger Car Tires (PCR)
- Ultra High-Performance Tires (UHP)
- 4x4 & SUV Tires
- All Season Tires (A/S)
- Run Flat Tires (R/F)
- All Terrain Tires (A/T)
- Mud Terrain Tires (M/T)
- Winter Tires (WTR)
- Off-the-Road Construction Tires (OTR)
- Giant Mining (GOTR & MIN) Tires
- Agricultural Tires (AGR)
- Industrial Tires (IND)
- Butyl Rubber Tubes & Flaps
- Steel & Alloy Wheels



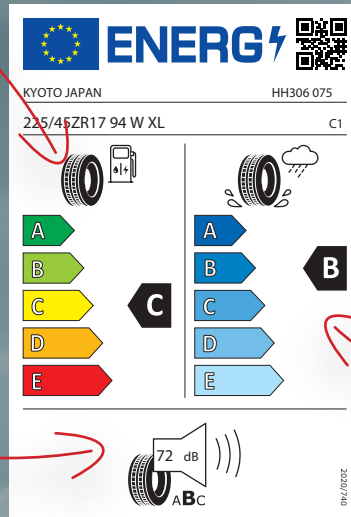
## Symbol of Quality & Performance

### Fuel efficiency

The energy lost when a tyre is rolling is expressed as "rolling resistance". Lower rolling resistance reduces fuel consumption and CO2 emissions. A is the highest performance tyre. G is currently the least performing.

### Noise levels

The tyre's exterior noise grading is expressed in decibels. One black wave indicates the best noise level – at least 3dB below the future legal limit. Three black waves indicates the weakest performance. New Legal noise limits will be introduced between 2012 and 2016.



### Wet grip

Provides you with information on the tyre's grip on wet roads. Tyres with excellent grip in the wet have shorter braking distances on wet roads. A indicates the highest wet grip performance. G indicates the lowest wet grip performance.



## Technical Knowledge

### 225 / 40 ZR18 92 W

- └─ Speed Symbol
- └─ Load Index
- └─ Nominal Rim Diameter in Inches
- └─ Radial Construction
- └─ Initial Z means speed capacity ≥240Kph
- └─ Nominal Aspect Ratio as a Percentage
- └─ Nominal Section Width in Millimeters

$$\text{Aspect ratio (\%)} = \frac{\text{Section Height}}{\text{Section Width}} \times 100$$

### OTHER MARKINGS:

- P** - as part of the tyre size designation (e.g., P265f70R15) used to indicate tyres intended for services on passenger cars.
- LT** - as part of the tyre size designation (e.g., L7235/75R15) used to indicate the tyres are intended for light truck vehicles.
- M+S** - letters used to indicate a tyre suitable for Mud and Snow and/or All Season usage.
- XL** - as part of the tyre size designation (e.g., 225/55R16 XL) used to indicate the tyre can carry more loads as the maximum inflation pressure and load are greater than a standard load version. (Also could be called REINFORCED).
- ZR** - as part of the tyre size designation (e.g., 225/45ZR17 XL) used to indicate the tyre has a maximum speed capability over 240Kilometer/hour.

### SPEED RATING

The speed symbol refers to the maximum speed capabilities of the tyre. It is only valid for tyre that are properly inflated and loaded within their assigned load index.

Speed Symbol	Q	R	S	T	U	V	W	Y	ZR
Maximum Speed (km/hr)	160	170	180	190	210	240	270	300	240 & above



# Kyoto Japan Quick Service Centres

**QUICK SERVICE CENTRE IS A NOVEL CONCEPT OFFERED ON "FRANCHISE BASIS" BY KYOTO JAPAN TIRE GROUP IN DIFFERENT MARKETS, UNDER THE SUPERVISION OF THE LOCAL KYOTO JAPAN OFFICIAL DISTRIBUTOR.**

The concept allows the official distributor; or an investor or entrepreneur; to finance and develop a chain of such Quick Centres in specific region(s) in their market. It also provides an opportunity for an existing workshop or groups of

workshops to modernize their facilities to enhance their operations and to increase their profitability. The stylish unique architectural design of Kyoto Japan Quick Service Centres; created by renowned European architects; differentiates them

from competitor workshops. Each Quick Service Centre has a modern showroom with reception with a retail section, a comfortable and stylish waiting area with all amenities on the mezzanine, reached by a modern curved staircase. The client



## Symbol of Quality & Performance

waiting for service can relax in the lounge area on the mezzanine while viewing the service on their car in the service bays across full height glass partition.

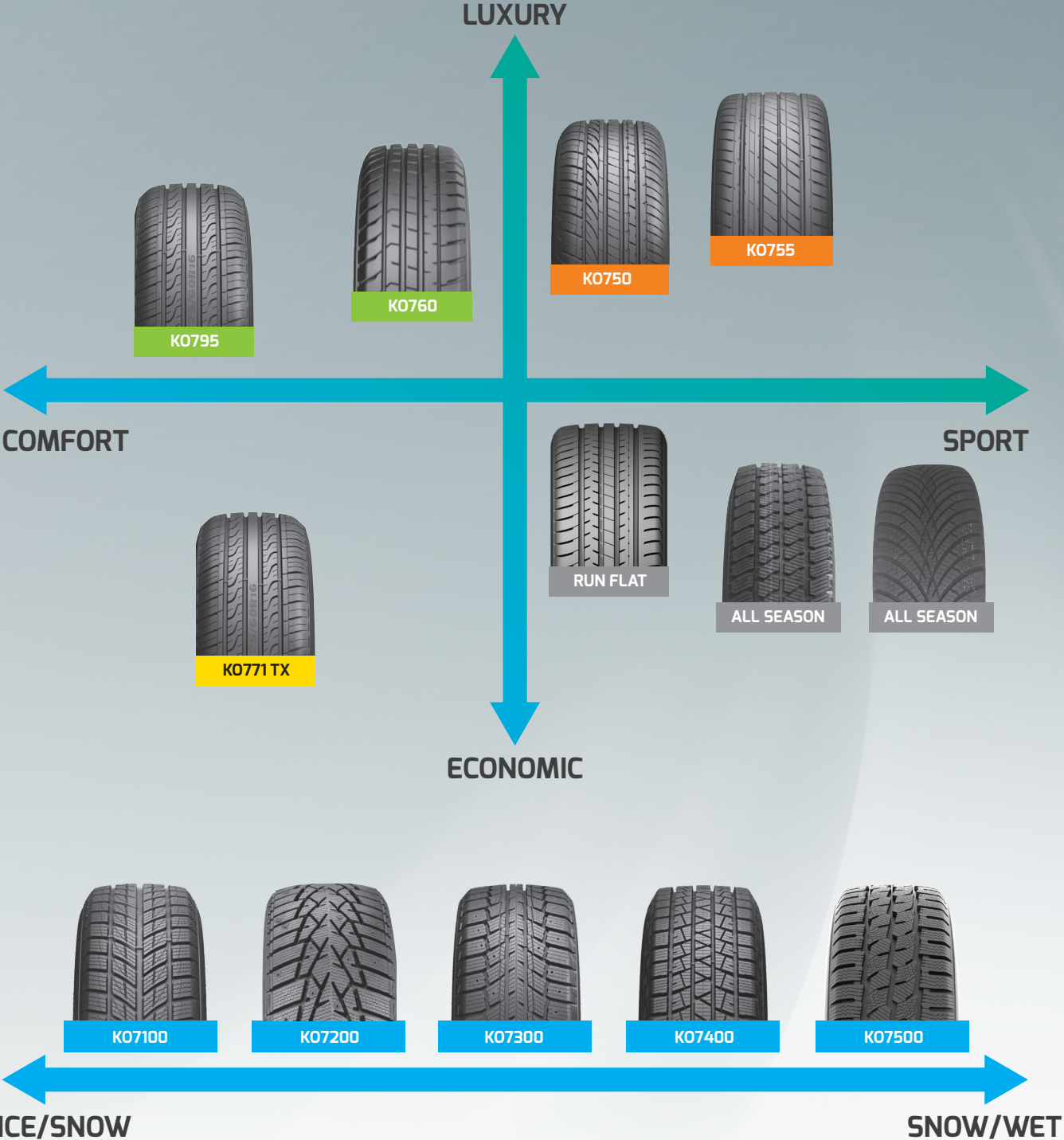
Quick Service Centres are modular and are ideally located in high traffic zones that offer good visibility with adequate customer parking with minimum 3 service bays. Kyoto Japan Quick Service Centres provide warranty and offer a range of

quick replacement services for all vehicles; using Kyoto Japan original parts; namely: Changing Tires, Batteries, Brake Pads & Discs, Clutch, Lubricants, Adding Oil, Fuel & Coolant Additives, Oil, Fuel, Air & Cabin Filters, Belts & Timing Belt/Chain, Spark Plugs, Lights, Wipers, Hoses, Adding Defrost Fluid, Adding Windscreen Washer, Car Wash, Cleaning & Polishing of the vehicle.

Kyoto Japan will provide its high-quality parts and technical support for all services and all makes of vehicles and will provide consultancy on the selection of tooling and equipment. A training programme ensures that all technicians and staffs observe strict code of conduct and professional service. The franchisee would be obliged to comply with Kyoto Japan's Corporate Identity Standards.



# Kyoto Japan Tires Product Position



- Ultra High Performance Tires
- Run Flat / All Season Tires
- Winter Tires
- High Performance Tires
- Taxi Tires

*Symbol of Quality & Performance*



**Light Truck Tires (LTR)**

**SUV, Commercial Tires**

**Off Road Tires**

**Winter Tires**

# Kyoto Japan Ultra High Performance (UHP) Tires



## K0750 ULTRA HIGH PERFORMANCE TIRE


**Big pattern design:**  
Greatly improving cornering stability at high speed.

**Straight Lined central rib design:**  
Maneuverability is highly improved



**Four main rib design:**  
Better avoiding slippery.

**Asymmetric tread design:**  
Offers better sporting performance.



Best footprint shape simulated by computer offers excellent braking performance.

A Family of  
Ultra High-  
Performance  
Tires (UHP)



- 1 Pitched pattern design reduces driving noise.
- 2 Special compound improves driving and gripping performance while maintaining excellent heat-resistant and wear-resistant ability.
- 3 Rim protection bar to protect the rim from any external damage.
- 4 All-new jointless protection layer improves the durability and braking performance, offers even landing and safe driving.
- 5 High strength steel belt reduces rolling resistance. To be more fuel saving and environmental while maintaining the driving safety.

Symbol of Quality & Performance




## K0755 ULTRA HIGH PERFORMANCE TIRE



### Shoulder Design

Variable pitch sequence design and continuous shoulder tread pattern blocks disperses road noise greatly.



### Pattern Design

Asymmetric thread design provides excellent grip force in the crooked roads and good water drainage performance.



### Wide tread design

Provides the best ground contact area and improves the maneuverability of high-speed at corner, guarantees the stability during running.



### Four Wide Groove

Increases drainage performance and effectively avoids slippery.



- 1 Special rubber compound improves heat resistance, good abrasion resistance, driving performance and grip.
- 2 RIM protection, protect wheels from accidental damage.
- 3 Layer of protection uses new materials, as well as the seamless technology, improve braking and durability, tread the ground more evenly and improving handling safety.
- 4 High tensile steel belt, lower rolling resistance, Increased handling safety and more fuel and protect the environment

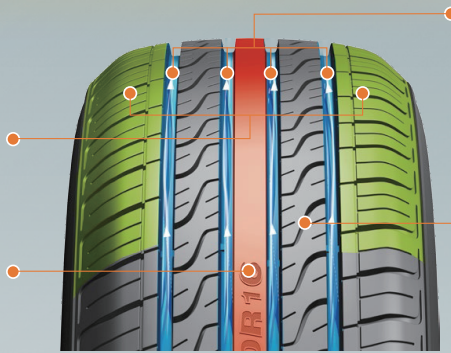
# Kyoto Japan High Performance (HP) Tires



## K0795 HIGH PERFORMANCE TIRE

Widened shoulder tread design increases contacting area, providing better driving stability and reliability.

Continuous straight center rib design provides optimized ground contacting area, guarantees better driving safety.



4 wide longitudinal grooves design greatly improves water drainage and driving stability on slippery roads.



Lateral "S" shaped groove ensures better wet grip.

## Excellent Low Noise Level

Optimized variable pitch sequence design disperses road noise and reduces vibration, driving comfort is highly improved.

Symmetrical pattern design and small notched design on the tread increases the friction between the tire and the ground, driving comfort is significantly improved.



**Artistic Design**  
Size engraving in the central rib reveals the stylish design.

A Family of High-Performance Tires (UHP)

## Run Flat Tires & All Season Tires



Symbol of Quality & Performance



## K0760 HIGH PERFORMANCE TIRE

1. Defected from the pattern design, reduce drive noise.
2. High tensile steel belt, lower rolling resistance, improving handling safety at the same time, more fuel-efficient, environmentally friendly
3. Improve the driving stability and comfort by adopting jointless bead ring and reinforced bead filler.



Asymmetric tread and shoulder strengthening design provides good handling, ensuring driving safety.

Endless material layer, increased durability and brake so that more uniform tread ground, handling safety promotion.

### SINGLE-ORIENTED Y-SHAPED PATTERN DESIGN, PROVIDE A QUICK LINE OR HORIZONTAL DRAINAGE.

Wide linear gap and hole y-shaped design from the water, ensure the safety of slippery roads and driving in bad weather.



## K0771TX TAXI HP TIRE LONG MILE SERIES



# Kyoto Japan All Terrain (A/T) & 4x4 Tires



## K0640 ON-ROAD SUV & LT TIRE



### Tread Pattern Design

Big tread pattern design increases the contacting area with the ground, offering excellent handling and braking performance on all terrain and all weather conditions.




### Open Shoulder Design

Heat release ability is improved by open shoulder design, tire durability and driving safety is greatly enhanced.



### "Pop-up" Design

Stepped groove design avoids small stones embedded into tire patterns damaging the tire, better guarantees the driving stability.



### Durability

Deep waved grooves improve the durability of the tread and wet grip performance on all terrain road conditions.



### Appearance Design

Exquisite sidewall pattern design represents the fashion and uniqueness of the tire.

A Family of  
All Terrain,  
Mud Terrain  
& 4x4 Tires

*Symbol of Quality & Performance*

## Kyoto Japan Mud Terrain (M/T) & 4x4 Tires



### K0641 MUD TERRAIN TIRE



The bionic tiger claw pattern provides strong grip on the mountain filed, desert, mud and other bad road conditions.



Shield sidewall design with 6-7mm thicker than the ordinary tire, the tire damage probability is reduced by 80%.



The up-and-down groove can throw out the mud easily and has better braking ability.



The self-repairing technology ensures great puncture resistance.



The bump design in the shoulder groove can prevent stone and vreduce the damage to the tire.

# Kyoto Japan SUV, 4x4, Commercial & Sand Tires



## K0645 SUV, COMMERCIAL CAR TIRE

**Excellent Handling** —Optimized tread design ensuring the excellent handling performance under all-weather conditions.


**Low Noise**— Optimized 5 pitch tread design reduces the pattern noise and to improve the comfortness.



**Optimized Pattern Design**  
Through 5 pitch design effectively reduces noise and improves comfort




**The excellent pattern design**  
Small notched design on tread patterns improves the durability of the tire and the grip performance on wet ground



**Excellent Drainage Performance**  
4 longitudinal grooves interconnecting with the edge grooves offers better drainage performance, safety driving under rainy weather is further guaranteed consequently



**"Pop up" Design**  
Stepped groove design avoids small stones embedded into tire patterns damaging the tire, better guarantees the driving stability.



A Family of  
SUV,  
Commercial Car  
& Sand Tires



- 1 Jointless and high strength nylon covering layer
- 2 High tension steel belt
- 3 Dual carcass construction
- 4 Jointless and high-strength bead steel wire


Symbol of Quality & Performance



## K0650 SUV, COMMERCIAL CAR TIRE

### Excellent Water Drainage Performance

Big angle pattern block and four main ribs design ensure effective water drainage and safer driving on wet ground.



Widen "U" shape groove provides better water drainage performance



### Safe Handling Performance

Solid shoulder pattern design provides accurate maneuverability on direction and braking

## K0680 SAND TIRE

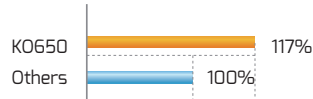
Block type tread pattern features superior traction on rough roads and sand flotation, ensuring excellent running performance under rough as well as normal road conditions.

Available Tubeless TL and Tube-Type TT versions.

Made in the EU

### Performance Test

Handling Performance On Dry Road



Remark: The test result is from HPR laboratory



## K0655 SUV, COMMERCIAL CAR TIRE

4 longitudinal grooves design guarantees the safe maneuverability on the both dry and wet road.

Superior tread design provides excellent maneuverability and grip performance under all weather conditions. Noise is dispersed by increased numbers of pitches and the optimized angle design.



Lateral pattern grooves on shoulder part ensures the best drainage performance.

# Kyoto Japan Light Truck LTR & Commercial (C) Tires



## K0636 LIGHT TRUCK TIRE

**Economic & Durable:** widened tread design and special tread compound improves driving stability and wear-resistant performance.

**Great Adaptability:** Longitudinal groove design and lateral pattern design offers better grip ability on wet ground, applicable perfectly for rural transportation needs.

**Travel Free:** Three longitudinal deepened grooves provides outstanding drainage performance on wet ground.

**Heavy Load & Anti-wear:** Reinforced carcass and unique tread compound design guarantees heavy load ability.



### "Pop-up" Design

Stepped groove design avoids small stones embedded into tire patterns.



### Enhanced Carcass Design

Reinforced carcass design guarantees heavy load ability.

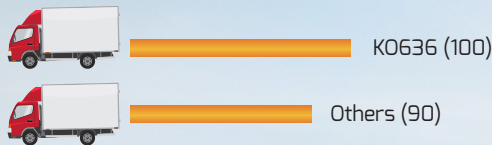
### Excellent Drainage Performance

"Z" shape groove design provides better drainage Performance, making the pattern more applicable for rural road conditions.

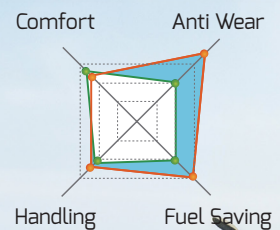
### More Wear-Resistant & More Economic

Wide tread pattern design improves the wear-resistant performance. All new compound offers lower fuel consumption and guarantees rural driving safety.

### Performance Test Anti Wear Ratio Comparison



● K0636  
● Others



A Family of  
Light Truck (LTR)  
& Commercial  
(C) Tires

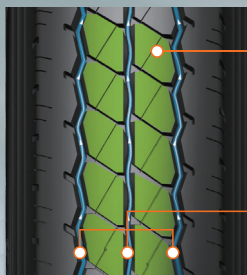
*Symbol of Quality & Performance*



## K0637 LIGHT TRUCK TIRE

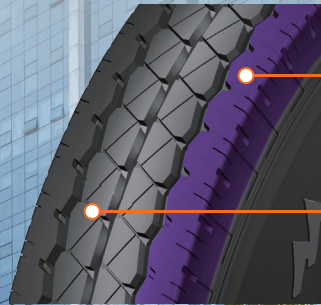
**Safety:** Three longitudinal grooves design and wide rib shaped pattern design enhances the water drainage performance and handling safety.

**Extra long mileage:** Enhanced tire body construction design and optimized compound offers extra long mileage. The small notched design on shoulder part reduces heat generation and guarantees the driving safety.




Wide rib shaped pattern design and the optimized notched design enhances the grip performance.

Drainage grooves increase the driving safety and handling performance on wet ground.



Enhanced tire body construction design guarantees the driving safety.

The small notched design on shoulder part reduces heat generation and noise, increases the applicability on all road conditions.



### Strengthened Tire Body Construction

1 Jointless and strengthened nylon cover belt. Higher tensility steel belt.

2 Duplex and high endurance tire body construction.

3 High tensility and jointless steel for bead toe area.

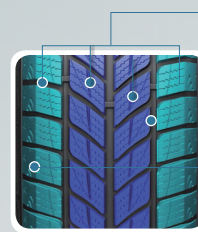
# Kyoto Japan Winter Tires for Passenger Cars & Light Trucks



## K07100 SNOW ULTRA HIGH PERFORMANCE TIRE



- 1 Drainage performance on ice and snow road**  
Wide and straight longitudinal groove design improves performance on wet ground.
- 2 Handling performance on ice and snow road**  
Interval arranged lateral groove design in carter part increase grip ability on snowAce terrain, guarantees safe handling performance.
- 3 Combination of safety and fasion design**  
The fine snow-shaped design on the shoulder part combines the fasionable appearance and the driving safety by increasing the friction froce from the shoulder area.



- 4 Breaking performance on ice and snow road**  
Special studless tread compound greatly improves braking performance in winter.
- 5 Low noise performance on ice and snow road**  
Optimized pitch arrangement design lower the noise to minimum level.

A Family of  
Winter Tires for  
Passenger Cars  
& Light Trucks



## K07200 SNOW GRIP HP & UHP

### Three-dimensional and Steep Design in Tire Shoulder

The three-dimensional right angle design of the outer shoulder increases the shoveling ability when tires are deep into snow.

### Suction Pump and Water Storage Hole Design

The tread will absorb the water film on the surface of ice and snow into the suction pump, when the tread leaves the ground, the water will be out of the suction pump to make sure the safety performance of tire.

### Zigzag Trapezoid Grooves Design

Zigzag pattern grooves could break the water film in short tim, so tires could stay adhere to the icy and snowy road. Trapezoidal groove design, narrow on the top and wide on the bottom, under the force of tire and ground to form a snow pump, which will discharge the snow and water easily.


### Snow Shovel Design in Pattern Grooves

Z type patterns grooves is added with stepped snow shovel, which could make sure tire and road are stay attached, enhanced grip ability.

Symbol of Quality & Performance



## K07300 SNOW HIGH PERFORMANCE TIRE



**Tread Pattern Design**  
Perfect braking & grip power on snow/ice road conditions provided by directional pattern and studdable design.



**Super Braking Power**  
6% widened tread design offers even landing area, improves braking and wear resistant performance on snow/ice terrain.



**Excellent Drainage Performance**  
"V" groove design delivers perfect water drainage performance when snow melts, ensuring safer and more stable driving.



**Optimized tire body construction design guarantees the driving safety.**


1. Jointless and high-strength nylon covering layer.
2. High tension steel belt.
3. Dual carcass construction.
4. Jointless and high-strength bead steel wire.



## K07400 SNOW GRIP SUV & C



Central rib pattern and multi-sipe design makes excellent braking and steering performance on snow/ice terrain.



Combination of longitudinal and lateral grooves to ensure the best water drainage performance.



Excellent pitch arrangement and special tread compound, disperses the noise and makes driving more comfortable.



Wide tread design increase the contacting area with the ground, guarantees the driving safety on snow/ice terrain.

**Polygonal line design of main groove**

The main groove with Polygonal line pattern will increase landing area between tire and snow road; improve tire performance on snow road.

**Two types of steel belt design**

Different types of steel belt design are adopted to improve the grip power in icy and snowy terrain; increases braking performance on frozen road.

**Wide lateral groove design**

Wide tread groove and open shoulder design help to drain ice and snow rapidly; improve tire tractive force and avoid sideslip.



## K07500 SNOW GRIP LT & C

# Kyoto Japan After Sales Service, Warranty & Support

## Warranty on Tires

Distributor shall set up and maintain suitable showroom/warehouse with a sufficient inventory of KYOTO tires to ensure effective sales covering the entire Territory. KYOTO will furnish Distributor with catalogue/brochures and other related literatures.

KYOTO hereby warrants and guarantees the tires against any defects of workmanship and material generally for the period of 2 years from the date of shipment by KYOTO; the latter do not take any responsibility or any liability for claims on tire(s) subjected to driving abuse and miss application. The period of warranty for Radial OTR Tires is 5 years and for All Steel Radial TBR tires is 3 years from date of shipment.

KYOTO's warranty shall be entirely excluded whenever:

- The tire serial number is intentionally abraded or altered
- The claimed tire has been repaired, buffed, re-treaded or re-grooved

- The claim is due to misuse of the product and improper application (such as in case of irregular air pressure, overloading, excessive speeding, vehicle having mechanical defects, irregular and unstable rims, etc.).
- The claimed defect is due to normal wear and tear of the tire.
- The claimed defect is due to Distributor's or its dealers' non-compliance with the provision of storage.



If any defect is claimed by the customer within the limits set forth and the warranty conditions indicated; then Distributor is obliged to recover the claimed tire(s) from the customer and keep it stored at the disposal of the KYOTO technicians.

It is understood that any claim raised by Distributor on KYOTO for manufacturing defects, once approved, shall be settled on the basis of the FOB value of the Product. The Distributor waives any and all rights to the payment of other damages including loss of income, penalties or reputational damages.



**Kyoto Japan  
After Sales  
Service,  
Warranty  
& Support**

Family	Size Range	Series	Kyoto Japan Pattern	Size	Load Index & Speed Rating	Ply Rating	Tread Depth (mm)	M+S	Rolling Resistance	Wet Grip	Noise	Noise Wave	Quantity per 40HC Tires
Ultra High Performance Tires (UHP)	15	Xtreme UHP	K0750	195/50R15	82H	4	8.0	-	E	C	71	2	1400
		Xtreme UHP	K0750	195/45R15	80V	4	8.0	-	E	C	70	2	1360
		Xtreme UHP	K0750	195/45R16	84VXL	4	8.0	-	E	C	70	2	1360
		Xtreme UHP	K0750	195/50R16	88VXL	4	8.0	-	E	C	70	2	1400
		Xtreme UHP	K0750	195/50R16	84V	4	8.0	-	E	C	70	2	1400
		Xtreme UHP	K0750	195/55R16	87V	4	8.0	-	E	C	70	2	1264
		Xtreme UHP	K0750	195/55R16	91VXL	4	8.0	-	E	C	70	2	1264
		Xtreme UHP	K0750	205/50ZR16	91WXL	4	8.2	-	E	C	70	2	1000
		Xtreme UHP	K0750	205/50ZR16	87W	4	8.2	-	E	C	70	2	1000
		Xtreme UHP	K0750	205/55ZR16	94WXL	4	8.4	-	E	C	70	2	1052
Ultra High Performance Tires (UHP)	16	Xtreme UHP	K0750	215/55ZR16	93W	4	8.2	-	E	C	70	2	940
		Xtreme UHP	K0750	215/55ZR16	97WXL	4	8.2	-	E	C	70	2	940
		Xtreme UHP	K0750	225/50ZR16	92W	4	8.4	-	E	C	70	2	900
		Xtreme UHP	K0750	225/55ZR16	95W	4	8.4	-	E	C	70	2	900
		Xtreme UHP	K0750	205/40ZR17	84WXL	4	8.2	-	E	C	70	2	1090
		Xtreme UHP	K0750	205/45ZR17	88WXL	4	8.0	-	E	C	71	2	1090
		Xtreme UHP	K0750	205/45ZR17	88YXL	4	8.0	-	E	C	71	2	1050
		Xtreme UHP	K0750	205/50ZR17	93WXL	4	8.2	-	E	C	71	2	1050
		Xtreme UHP	K0750	215/40ZR17	87YXL	4	8.0	-	E	C	71	2	1050
		Xtreme UHP	K0750	215/40ZR17	87WXL	4	8.0	-	E	C	71	2	1050
Ultra High Performance Tires (UHP)	17	Xtreme UHP	K0750	215/45ZR17	91WXL	4	8.0	-	E	C	71	2	1050
		Xtreme UHP	K0750	215/45ZR17	91YXL	4	8.0	-	E	C	71	2	1050
		Xtreme UHP	K0750	215/55ZR17	98WXL	4	8.2	-	E	C	71	2	920
		Xtreme UHP	K0750	215/50ZR17	95WXL	4	8.0	-	E	C	71	2	920
		Xtreme UHP	K0750	215/50ZR17	95YXL	4	8.0	-	E	C	71	2	920
		Xtreme UHP	K0750	215/55ZR17	94W	4	8.2	-	E	C	70	2	920
		Xtreme UHP	K0750	215/55ZR17	98YXL	4	8.2	-	E	C	70	2	920
		Xtreme UHP	K0750	225/45ZR17	94YXL	4	8.2	-	E	C	71	2	970
		Xtreme UHP	K0750	225/45ZR17	94WXL	4	8.2	-	E	C	71	2	970
		Xtreme UHP	K0750	225/50ZR17	98WXL	4	8.2	-	E	C	71	2	1000
Ultra High Performance Tires (UHP)	18	Xtreme UHP	K0750	225/55ZR17	101WXL	4	8.4	-	E	C	71	2	816
		Xtreme UHP	K0750	225/55ZR17	101YXL	4	8.4	-	E	C	71	2	816
		Xtreme UHP	K0750	235/45ZR17	97WXL	4	8.2	-	E	C	71	2	828
		Xtreme UHP	K0750	235/45ZR17	97YXL	4	8.2	-	E	C	71	2	828
		Xtreme UHP	K0750	235/55ZR17	103WXL	4	8.0	-	E	C	71	2	770
		Xtreme UHP	K0750	235/55ZR17	103YXL	4	8.0	-	E	C	71	2	770
		Xtreme UHP	K0750	245/40ZR17	95WXL	4	8.0	-	E	C	71	2	880
		Xtreme UHP	K0750	245/45ZR17	95W	4	8.2	-	E	C	71	2	790
		Xtreme UHP	K0750	245/45ZR17	99YXL	4	8.2	-	E	C	71	2	790
		Xtreme UHP	K0750	215/35ZR18	84WXL	4	8.0	-	E	C	71	2	920
Ultra High Performance Tires (UHP)	19	Xtreme UHP	K0750	215/35ZR18	84YXL	4	8.0	-	E	C	71	2	920
		Xtreme UHP	K0750	215/40ZR18	89YXL	4	8.0	-	E	C	71	2	980
		Xtreme UHP	K0750	215/40ZR18	89WXL	4	8.0	-	E	C	71	2	980
		Xtreme UHP	K0750	215/55ZR18	95W	4	8.2	-	E	C	71	2	870
		Xtreme UHP	K0750	225/40ZR18	92V	4	8.2	-	E	C	71	2	950
		Xtreme UHP	K0750	225/40ZR18	92WXL	4	8.2	-	E	C	71	2	950
		Xtreme UHP	K0750	225/45ZR18	95WXL	4	8.2	-	E	C	71	2	940
		Xtreme UHP	K0750	225/45ZR18	95YXL	4	8.2	-	E	C	71	2	940
		Xtreme UHP	K0750	235/40ZR18	95WXL	4	8.2	-	E	C	71	2	890
		Xtreme UHP	K0750	235/45ZR18	98WXL	4	8.2	-	E	C	71	2	830
Ultra High Performance Tires (UHP)	20	Xtreme UHP	K0750	235/45ZR18	98YXL	4	8.2	-	E	C	71	2	830
		Xtreme UHP	K0750	235/55ZR18	104WXL	4	8.0	-	E	C	71	2	770
		Xtreme UHP	K0750	245/40ZR18	97WXL	4	8.0	-	E	C	71	2	800
		Xtreme UHP	K0750	245/45ZR18	100WXL	4	8.2	-	E	C	71	2	790
		Xtreme UHP	K0750	255/35ZR19	91WXL	4	8.0	-	E	C	71	2	890
		Xtreme UHP	K0750	235/40ZR19	96WXL	4	8.0	-	E	C	71	2	880
		Xtreme UHP	K0750	235/50ZR19	103WXL	4	8.0	-	E	C	72	2	880
		Xtreme UHP	K0750	235/55ZR19	105WXL	4	8.0	-	E	C	72	2	748
		Xtreme UHP	K0750	245/35ZR19	93WXL	4	8.2	-	E	C	71	2	860
		Xtreme UHP	K0750	245/40ZR19	98WXL	4	8.0	-	E	C	71	2	750
Ultra High Performance Tires (UHP)	21	Xtreme UHP	K0750	245/45ZR19	102WXL	4	8.2	-	E	C	71	2	790
		Xtreme UHP	K0750	245/55ZR19	103W	4	8.0	-	E	C	70	2	700
		Xtreme UHP	K0750	245/55ZR19	103Y	4	8.0	-	E	C	70	2	700
		Xtreme UHP	K0750	255/35ZR19	96WXL	4	8.0	-	E	C	72	2	670
		Xtreme UHP	K0750	255/45ZR19	100YXL	4	8.0	-	E	C	73	2	760
		Xtreme UHP	K0750	255/45ZR19	100YXL	4	8.0	-	E	C	73	2	760
		Xtreme UHP	K0750	255/50R19	107WXL	4	8.0	-	E	C	72	2	700
		Xtreme UHP	K0750	255/55ZR19	107W	4	8.0	-	E	C	72	2	640
		Xtreme UHP	K0750	255/55ZR19	111YXL	4	8.0	-	E	C	72	2	640
		Xtreme UHP	K0750	265/35ZR19	98YXL	4	8.0	-	E	C	72	2	700
Ultra High Performance Tires (UHP)	22	Xtreme UHP	K0750	265/50ZR19	110WXL	4	8.2	-	E	C	72	2	530
		Xtreme UHP	K0750	265/50ZR19	110YXL	4	8.2	-	E	C	72	2	530
		Xtreme UHP	K0750	275/40ZR19	105WXL	4	8.2	-	E	C	72	2	592
		Xtreme UHP	K0750	275/45ZR19	104W	4	8.0	-	E	C	72	2	620
		Xtreme UHP	K0750	275/45ZR19	108WXL	4	8.0	-	E	C	72	2	620
		Xtreme UHP	K0750	285/45R19	111VXL	4	8.0	-	E	C	74	2	550
		Xtreme UHP	K0750	225/30ZR20	85WXL	4	7.8	-	E	C	71	2	850
		Xtreme UHP	K0750	255/35ZR20	90WXL	4	8.2	-	E	C	71	2	800
		Xtreme UHP	K0750	255/55ZR20	105WXL	4	8.2	-	E	C	72	2	880
		Xtreme UHP	K0750	245/35ZR20	95WXL	4	8.0	-	E	C	71	2	780
Ultra High Performance Tires (UHP)	23	Xtreme UHP	K0750	255/35ZR20	97WXL	4	8.2	-	E	C	72	2	670
		Xtreme UHP	K0750	255/50R20	104V	4	8.0	-	E	C	71	2	700
		Xtreme UHP	K0750	265/50R20	111VXL	4	8.0	-	E	C	72	2	670
		Xtreme UHP	K0750	275/40ZR20	106WXL	4	8.2	-	E	C	72	2	620
		Xtreme UHP	K0750	275/40ZR20	106YXL	4	8.2	-	E	C	72	2	620
		Xtreme UHP	K0750	275/45ZR20	110WXL	4	8.5	-	E	C	72	2	620
		Xtreme UHP	K0750	275/45ZR20	110YXL	4	8.5	-	E	C	72	2	620
		Xtreme UHP	K0750	275/55R20	113V	4	8.0	-	E	C	72	2	510
		Xtreme UHP	K0750	315/35ZR20	110WXL	4	8.8	-	E	C	74	2	380
		Xtreme UHP	K0750	315/35ZR20	110YXL	4	8.8	-	E	C	74	2	380
Ultra High Performance Tires (UHP)	24	Xtreme UHP	K0750	245/30ZR22	92WXL	4	8.0	-	E	C	72	2	850
		Xtreme UHP	K0750	265/35ZR22	102WXL	4	8.0	-	E	C	72	2	650
		Xtreme UHP	K0750	285/45ZR22	114WXL	4	8.0	-	E	C	74	2	500
		Xtreme UHP	K0750	285/45ZR22	114YXL	4	8.0	-	E	C	74	2	500
		Xtreme UHP	K0750	255/30ZR24	97WXL	4	8.0	M+S	/	/	/	670	
		Xtreme UHP	K0755	195/55ZR16	87W	4	8.2	M+S	/	/	/	1264	
		Xtreme UHP	K0755	205/55ZR16	91W	4	8.2	M+S	/	/	/	1102	
		Xtreme UHP	K0755	205/45ZR17	88WXL	4	8.2	M+S	/	/	/	1000	
		Xtreme UHP	K0755	205/45ZR17	88YXL	4	8.2	M+S	/	/	/	1050	
		Xtreme UHP	K0755	205/50ZR17	93YXL	4	8.2	M+S	/	/	/	1050	
Ultra High Performance Tires (UHP)	17	Xtreme UHP	K0755	225/45ZR17	94YXL	4	8.2	M+S	/	/	/	970	
		Xtreme UHP	K0755	225/50ZR17	98YXL	4	8.2	M+S	/	/	/	1000	
		Xtreme UHP	K0755	225/50ZR17	98YXL	4	8.2	M+S	/	/	/	924	
		Xtreme UHP	K0755	225/55ZR17	97Y	4	8.2	M+S	/	/	/	816	
		Xtreme UHP	K0755	225/40ZR18	92YXL	4	8.2	M+S	/	/	/	950	
		Xtreme UHP	K0755	225/40ZR18	92YXL	4	8.2	M+S	/	/	/	950	
		Xtreme UHP	K0755	225/45ZR18	95YXL	4	8.2	M+S	/	/	/	940	
		Xtreme UHP	K0755	245/40ZR18	97YXL	4	8.2	M+S	/				

Family	Size Range	Series	Kyoto Japan Pattern	Size	Load Index & Speed Rating	Ply Rating	Tread Depth (mm)	M+S	Rolling Resistance	Wet Grip	Noise	Noise Wave	Quantity per 40HC Tires	
All Terrain (A/T), SUV & 4x4 Tires	15	Puma A/T SUV / 4X4	K0640	205/65R15	94H	4	8.5	M+S	/	/	/	/	1080	
		Puma A/T SUV / 4X4	K0640	205/70R15	96H	4	8.4	M+S	/	/	/	/	1050	
		Puma A/T SUV / 4X4	K0640	LT215/75R15	100/97Q	6	12.5	M+S	E	C	72	2	860	
		Puma A/T SUV / 4X4	K0640	LT225/75R15	102/99Q	6	9.5	M+S	/	/	/	/	910	
		Puma A/T SUV / 4X4	K0640	LT235/75R15	104/101R	6	12.5	M+S	E	C	72	2	730	
		Puma A/T SUV / 4X4	K0640	31X10.50R15LT	109R	6	13.0	M+S	E	C	72	2	550	
	16	Puma A/T SUV / 4X4	K0640	LT225/75R16	115/112Q	10	10.0	M+S	E	C	72	2	670	
		Puma A/T SUV / 4X4	K0640	235/85R16LT	120/116Q	10	12.5	M+S	E	C	72	2	640	
		Puma A/T SUV / 4X4	K0640	LT245/75R16	120/116Q	10	12.5	M+S	E	C	72	2	660	
		Puma A/T SUV / 4X4	K0640	LT265/75R16	123/120Q	10	13.0	M+S	/	/	/	/	560	
		Puma A/T SUV / 4X4	K0640	LT285/75R16	122/119Q	8	13.0	M+S	/	/	/	/	500	
		Puma A/T SUV / 4X4	K0640	235/80R17LT	121/118Q	10	10.0	M+S	/	/	/	/	610	
	17	Puma A/T SUV / 4X4	K0640	245/75R17LT	121/118Q	10	10.0	M+S	E	C	72	2	780	
		Puma A/T SUV / 4X4	K0640	LT265/70R17	118/115Q	8	13.0	M+S	E	C	72	2	560	
		Puma A/T SUV / 4X4	K0640	285/70R17LT	121/118Q	10	11.5	M+S	E	C	72	2	620	
		Puma A/T SUV / 4X4	K0640	245/70R17LT	119/116Q	10	13.0	M+S	/	/	/	/	610	
		Puma A/T SUV / 4X4	K0640	LT275/65R18	123/120Q	10	13.0	M+S	/	/	/	/	500	
		Puma A/T SUV / 4X4	K0640	235/80R17LT	121/118Q	10	10.0	M+S	/	/	/	/	610	
Mud Terrain (M/T), SUV & 4x4 Tires	26	Puma M/T SUV / 4X4	K0641	37*13.50R26LT	117Q	8	15.5	M+S	/	/	/	/	240	
		Puma M/T SUV / 4X4	K0641	37*13.50R22LT	123Q	10	15.5	M+S	/	/	/	/	260	
		Puma M/T SUV / 4X4	K0641	35*12.50R22LT	117Q	10	15.5	M+S	/	/	/	/	270	
	20	Puma M/T SUV / 4X4	K0641	37*13.50R20LT	127Q	10	15.5	M+S	/	/	/	/	260	
		Puma M/T SUV / 4X4	K0641	35*12.50R20 LT	121Q	10	15.5	M+S	/	/	/	/	310	
		Puma M/T SUV / 4X4	K0641	33*12.50R20	114Q	10	15.5	M+S	/	/	/	/	350	
	18	Puma M/T SUV / 4X4	K0641	35*12.50R18	123Q	10	15.5	M+S	/	/	/	/	336	
		Puma M/T SUV / 4X4	K0641	33*12.50R18	118Q	10	15.5	M+S	/	/	/	/	356	
		Puma M/T SUV / 4X4	K0641	235/60R18	103N	5L	15.5	M+S	/	/	/	/	762	
	17	Puma M/T SUV / 4X4	K0641	37*13.50R17LT	121Q	8	15.5	M+S	/	/	/	/	290	
		Puma M/T SUV / 4X4	K0641	35*12.50R17	121Q	8	15.5	M+S	/	/	/	/	310	
		Puma M/T SUV / 4X4	K0641	33*12.50R17	120Q	10	15.5	M+S	/	/	/	/	356	
	16	Puma M/T SUV / 4X4	K0641	265/70R17LT	118/115N	8	15.5	M+S	/	/	/	/	550	
		Puma M/T SUV / 4X4	K0641	265/65R17LT	120/117N	10	15.5	M+S	/	/	/	/	770	
		Puma M/T SUV / 4X4	K0641	245/70R17LT	114/110N	8	15.5	M+S	/	/	/	/	800	
	15	Puma M/T SUV / 4X4	K0641	285/75R16LT	122/119N	8	15.5	M+S	/	/	/	/	500	
		Puma M/T SUV / 4X4	K0641	265/75R16LT	119/116N	8	15.5	M+S	/	/	/	/	580	
		Puma M/T SUV / 4X4	K0641	265/70R16LT	117/114N	8	15.5	M+S	/	/	/	/	630	
14	Puma M/T SUV / 4X4	K0641	245/75R16LT	114/111N	8	15.5	M+S	/	/	/	/	660		
	Puma M/T SUV / 4X4	K0641	225/75R16LT	110/107N	8	15.5	M+S	/	/	/	/	700		
	Puma M/T SUV / 4X4	K0641	35*12.50R15LT	113N	6	15.5	M+S	/	/	/	/	380		
13	Puma M/T SUV / 4X4	K0641	33*12.50R15LT	108N	6	15.5	M+S	/	/	/	/	400		
	Puma M/T SUV / 4X4	K0641	31*10.50R15LT	109N	6	15.5	M+S	/	/	/	/	580		
	Puma M/T SUV / 4X4	K0641	30*9.50R15LT	104N	6	15.5	M+S	/	/	/	/	500		
12	Puma M/T SUV / 4X4	K0641	235/75R15LT	110/107N	8	15.5	M+S	/	/	/	/	730		
	Puma M/T SUV / 4X4	K0641	215/75R15LT	106/103N	8	15.5	M+S	/	/	/	/	920		
	Puma M/T SUV / 4X4	K0641	155R13C	90/88P	8	8.2	-	E	C	72	2	2000		
Light Truck & Commercial Tires (LTR & C)	13	Panther C	K0636	165/70R13C	88/86Q	6	8.8	-	E	C	72	2	1920	
		Panther C	K0636	165R13C	94/93P	8	8.2	-	E	C	72	2	1920	
		Panther C	K0636	175/70R14C	95/93Q	6	9.0	-	E	C	72	2	1642	
	14	Panther C	K0636	185R14C	102/100Q	8	10.0	-	E	C	72	2	1200	
		Panther C	K0636	195R14C	106/104Q	8	10.0	-	E	C	72	2	1100	
		Panther C	K0636	195/70R15C	104/102T	8	10.0	-	E	C	72	2	1050	
	15	Panther C	K0636	195R15C	106/104R	8	10.0	-	E	C	72	2	1050	
		Panther C	K0636	195/70R15C	93/90R	6	10.0	-	E	C	72	2	1050	
		Panther C	K0636	225/70R15C	100/97Q	6	9.0	-	E	C	72	2	880	
	16	Panther C	K0636	225/70R15C	112/110T	8	9.0	-	E	C	72	2	880	
		Panther C	K0636	225/70R15C	112/110R	8	9.0	-	E	C	72	2	880	
		Panther C	K0636	185/75R16C	104/102R	8	9.0	-	E	C	72	2	1050	
	17	Panther C	K0636	195/65R16C	104/102R	8	8.3	-	E	C	72	2	1020	
		Panther C	K0636	195/75R16C	107/105R	8	9.0	-	E	C	72	2	1020	
		Panther C	K0636	205/65R16C	107/105T	8	8.3	-	E	C	72	2	960	
	18	Panther C	K0636	205/75R16C	113/111R	10	9.2	-	E	C	72	2	970	
		Panther C	K0636	215/75R16C	112/109R	10	9.2	-	E	C	72	2	960	
		Panther C	K0636	225/65R16C	112/110Q	8	10.0	-	E	C	72	2	890	
	19	Panther C	K0636	235/65R16C	121/119R	8	9.2	-	E	C	72	2	660	
		Panther C	K0636	185/75R16C	100/97R	8	9.0	-	E	C	72	2	1050	
		Panther C	K0636	215/65R16C	109/107T	8	8.3	-	E	C	72	2	960	
	20	Panther C	K0636	205/75R16C	110/108R	8	9.2	-	E	C	72	2	970	
		Panther LT	K0637	6.50R16 LT	107/102L	10	10.4	M+S	/	/	/	/	920	
		Panther LT	K0637	7.00R16 LT	115/110L	12	10.4	M+S	/	/	/	/	790	
	21	Panther LT	K0637	7.50R16 LT TL	122/118L	14	11.0	M+S	/	/	/	/	660	
		Panther LT	K0637	7.50R16 LT TTF	122/118L	14	11.0	M+S	/	/	/	/	660	
		Panther LT	K0637	7.50R16 LT TTF	112/107R	8	12.0	M+S	/	/	/	/	490	
	Sand Tire Snow & Winter Tires	16	Sand A/T M/T SUV / 4X4	K0680	7.50R16 TL / TTF	112/107R	8	12.0	M+S	/	/	/	/	490
			Snow Grip UHP	K07100	205/50R17	93V	4	8.7	M+S	E	C	72	2	1000
			Snow Grip UHP	K07100	215/45R17	91H	4	8.7	M+S	E	C	72	2	1050
17		Snow Grip UHP	K07100	215/50R17	91H	4	8.0	M+S	E	C	72	2	1020	
		Snow Grip UHP	K07100	225/45R17	94V	4	8.7	M+S	E	C	72	2	995	
		Snow Grip UHP	K07100	225/50R17	98H	4	8.7	M+S	E	C	72	2	860	
18		Snow Grip UHP	K07100	225/55R17	101H	4	8.7	M+S	E	C	72	2	860	
		Snow Grip UHP	K07100	235/45R17	97V	4	8.7	M+S	E	C	72	2	1000	
		Snow Grip UHP	K07100	235/55R17	103H	4	8.7	M+S	E	C	72	2	790	
19		Snow Grip UHP	K07100	255/45R17	102T XL	4	8.2	M+S	E	C	73	2	790	
		Snow Grip UHP	K07100	215/55R18	95H	4	8.2	M+S	E	C	72	2	900	
		Snow Grip UHP	K07100	225/45R18	95V	4	8.2	M+S	E	C	72	2	940	
20		Snow Grip UHP	K07100	235/50R18	97H	4	8.0	M+S	E	C	72	2	800	
		Snow Grip UHP	K07100	235/55R18	104W	4	8.0	M+S	E	C	72	2	760	
		Snow Grip UHP	K07100	245/40R18	93H	4	8.0	M+S	E	C	72	2	800	
21		Snow Grip UHP	K07100	245/45R18	100V	4	8.2	M+S	E	C	72	2	780	
		Snow Grip UHP	K07100	255/55R18	109V XL	4	8.2	M+S	E	C	73	2	670	
		Snow Grip UHP	K07100	235/50R19	99H	4	8.0	M+S	E	C	72	2	720	
22		Snow Grip UHP	K07100	235/55R19	105V	4	8.0	M+S	E	C	72	2	710	
		Snow Grip UHP	K07100	255/45R19	100H	4	8.2	M+S	E	C	73	2	660	
		Snow Grip UHP	K07100	255/50R19	107V XL	4	8.2	M+S	E	C	73	2	700	
23		Snow Grip UHP	K07100	255/55R19	107H	4	8.2	M+S	E	C	73	2	640	
		Snow Grip UHP	K07100	235/55R20	102H	4	8.0	M+S	E	C	72	2	600	
		Snow Grip UHP	K07100	255/45R20	105V XL	4	8.2	M+S	E	C	73	2	720	

Family	Size Range	Series	Kyoto Japan Pattern	Size	Load Index & Speed Rating	Ply Rating	Tread Depth (mm)	M+S	Rolling Resistance	Wet Grip	Noise	Noise Wave	Quantity per 40HC Tires	
Sand Tire Snow & Winter Tires	20	Snow Grip UHP	K07100	255/50R20	109H XL	4	8,2	M+S	E	C	73	2	700	
		Snow Grip UHP	K07100	255/55R20	107H	4	8,2	M+S	E	C	73	2	670	
		Snow Grip UHP	K07100	275/40R20	106V	4	8,2	M+S	E	C	73	2	640	
		Snow Grip UHP	K07100	275/45R20	110V	4	8,5	M+S	E	C	73	2	600	
	13	Snow Grip UHP	K07100	315/35R20	106T	4	8,8	M+S	E	C	75	2	380	
		Snow Grip HP	K07200	155/70R13	75T	4	8,0	4 1/2B	E	C	71	2	1920	
		Snow Grip HP	K07200	155/80R13	79T	4	8,0	4 1/2B	E	C	71	2	1850	
		Snow Grip HP	K07200	165/70R13	79T	4	8,0	5 1/2B	F	C	71	2	1820	
	14	Snow Grip HP	K07200	175/70R13	82T	4	8,0	5 1/2B	E	C	71	2	1750	
		Snow Grip HP	K07200	155/65R14	75T	4	8,0	4 1/2J	E	C	71	2	1700	
		Snow Grip HP	K07200	165/65R14	79T	4	8,0	5J	E	C	71	2	1640	
		Snow Grip HP	K07200	165/70R14	81T	4	8,0	5J	E	C	71	2	1642	
		Snow Grip HP	K07200	175/65R14	82T	4	8,0	5J	E	C	71	2	1480	
		Snow Grip HP	K07200	175/70R14	84T	4	8,0	5J	E	C	71	2	1500	
		Snow Grip HP	K07200	185/60R14	82T	4	8,0	5 1/2J	E	C	71	2	1440	
		Snow Grip HP	K07200	185/65R14	86T	4	8,0	5 1/2J	E	C	71	2	1350	
	15	Snow Grip HP	K07200	175/65R15	84T	4	8,0	5J	E	C	71	2	1380	
		Snow Grip HP	K07200	185/55R15	82T	4	8,0	6J	E	C	71	2	1350	
		Snow Grip HP	K07200	185/60R15	84T	4	8,0	5 1/2J	E	C	72	2	1270	
		Snow Grip HP	K07200	185/65R15	88T	4	8,0	5 1/2J	E	C	72	2	1280	
		Snow Grip HP	K07200	195/55R15	85T	4	8,4	6J	E	C	72	2	1240	
		Snow Grip HP	K07200	195/60R15	88T	4	8,4	6J	E	C	72	2	1260	
		Snow Grip HP	K07200	195/65R15	91T	4	8,4	6J	E	C	72	2	1100	
		Snow Grip HP	K07200	195/55R16	87H	4	8,4	6J	E	C	72	2	1080	
	16	Snow Grip HP	K07200	205/55R16	91T	4	8,4	6 1/2J	E	C	72	2	1000	
		Snow Grip HP	K07200	205/60R16	92T	4	8,4	6J	E	C	72	2	990	
		Snow Grip HP	K07200	215/55R16	93H	4	8,4	7J	E	C	72	2	960	
		Snow Grip HP	K07200	215/60R16	95T	4	8,4	6 1/2J	E	C	72	2	910	
		Snow Grip HP	K07200	215/65R16	102H	4	8,4	6 1/2J	E	C	72	2	900	
		Snow Grip HP	K07200	225/55R16	95H	4	8,4	7J	E	C	72	2	995	
		Snow Grip UHP	K07200	215/55R17	98T	4	8,4	7J	E	C	72	2	860	
		Snow Grip UHP	K07200	225/45R17	94H	4	8,4	7 1/2J	E	C	72	2	860	
	17	Snow Grip UHP	K07200	225/50R17	94H	4	8,4	7J	E	C	72	2	950	
		Snow Grip UHP	K07200	225/55R17	97T	4	8,4	7J	E	C	72	2	860	
		Snow Grip UHP	K07200	225/40R18	92HXL	4	8,4	8J	E	C	72	2	950	
		Under Development	Snow Grip UHP	K07200	205/50R17	-	-	-	-	-	-	-	-	-
	13	Snow Grip UHP	K07200	225/45R18	-	-	-	-	-	-	-	-	-	-
		Snow Grip UHP	K07200	235/35R19	-	-	-	-	-	-	-	-	-	-
		Snow Grip UHP	K07200	235/45R17	-	-	-	-	-	-	-	-	-	-
		Snow Grip UHP	K07200	245/45R18	-	-	-	-	-	-	-	-	-	-
	14	Snow Grip HP	K07300	155/80R13	79T	4	9,7	M+S	E	C	71	2	2050	
		Snow Grip HP	K07300	175/70R13	82T	4	9,7	M+S	E	C	71	2	1870	
		Snow Grip HP	K07300	165/60R14	75T	4	7,6	M+S	E	C	71	2	1850	
		Snow Grip HP	K07300	175/65R14	82T	4	10,5	M+S	E	C	71	2	1700	
		Snow Grip HP	K07300	175/70R14	84T	4	9,7	M+S	E	C	71	2	1642	
		Snow Grip HP	K07300	185/60R14	82T	4	10,5	M+S	E	C	71	2	1480	
	15	Snow Grip HP	K07300	185/65R14	86T	4	10,5	M+S	E	C	71	2	1500	
		Snow Grip HP	K07300	185/70R14	88T	4	9,7	M+S	E	C	71	2	1480	
		Snow Grip HP	K07300	195/70R14	91T	4	10,5	M+S	E	C	72	2	1370	
		Snow Grip HP	K07300	185/60R15	84T	4	9,7	M+S	E	C	71	2	1380	
		Snow Grip HP	K07300	185/65R15	88T	4	10,5	M+S	E	C	71	2	1350	
		Snow Grip HP	K07300	195/55R15	85T	4	9,7	M+S	E	C	72	2	1264	
		Snow Grip HP	K07300	195/60R15	88T	4	10,5	M+S	E	C	72	2	1200	
		Snow Grip HP	K07300	195/65R15	91T	4	10,5	M+S	E	C	72	2	1300	
		Snow Grip HP	K07300	205/60R15	91T	4	9,7	M+S	E	C	72	2	1150	
		Snow Grip HP	K07300	205/65R15	94T	4	10,5	M+S	E	C	72	2	950	
		Snow Grip HP	K07300	205/70R15	96T	4	10,0	M+S	E	C	72	2	1050	
		Snow Grip HP	K07300	215/60R15	94T	4	9,7	M+S	E	C	72	2	1050	
	16	Snow Grip HP	K07300	215/70R15	98T	4	11,0	M+S	E	C	72	2	920	
		Snow Grip HP	K07300	195/60R16	89T	4	9,7	M+S	E	C	72	2	1160	
		Snow Grip HP	K07300	205/55R16	91T	4	10,5	M+S	E	C	72	2	1052	
		Snow Grip HP	K07300	205/60R16	92T	4	9,7	M+S	E	C	72	2	870	
		Snow Grip HP	K07300	215/55R16	93T	4	9,7	M+S	E	C	72	2	1000	
		Snow Grip HP	K07300	215/65R16	98T	4	10,0	M+S	E	C	72	2	960	
		Snow Grip HP	K07300	225/55R16	95T	4	9,7	M+S	E	C	72	2	900	
		Snow Grip HP	K07300	225/60R16	98T	4	10,3	M+S	E	C	72	2	950	
	15	Snow Grip SUV	K07400	235/75R15	109Q XL	4	10,0	M+S	E	C	72	2	820	
		Snow Grip SUV	K07400	215/65R16	98T	4	10,0	M+S	E	C	72	2	960	
		Snow Grip SUV	K07400	215/70R16	100H	4	10,0	M+S	E	C	72	2	820	
		Snow Grip SUV	K07400	235/70R16	106T	4	10,0	M+S	E	C	72	2	780	
	17	Snow Grip SUV	K07400	265/70R16	112T	4	10,0	M+S	E	C	73	2	630	
		Snow Grip SUV	K07400	215/60R17	96H	4	8,5	M+S	E	C	72	2	938	
		Snow Grip SUV	K07400	225/60R17	99T	4	10,0	M+S	E	C	72	2	920	
		Snow Grip SUV	K07400	225/65R17	102H	4	10,0	M+S	E	C	72	2	820	
		Snow Grip SUV	K07400	235/65R17	108H XL	4	10,0	M+S	E	C	72	2	780	
		Snow Grip SUV	K07400	265/65R17	112H	4	10,0	M+S	F	C	71	2	2020	
	18	Snow Grip SUV	K07400	235/60R18	107H XL	4	10,0	M+S	F	C	71	2	2050	
		Snow Grip C & LT	K07500	185R14C/LT	102/100R	8	9,5	M+S	/	/	/	/	/	1336
	15	Snow Grip C & LT	K07500	195R15C/LT	106/104R	8	9,5	M+S	/	/	/	/	/	1140
		Snow Grip C & LT	K07500	195/70R15C/LT	104/102R	8	9,5	M+S	D	A	72	2	1100	
		Snow Grip C & LT	K07500	215/70R15C/LT	109/107R	8	9,5	M+S	C	A	72	2	950	
		Snow Grip C & LT	K07500	225/70R15C/LT	112/110R	8	9,5	M+S	C	A	72	2	920	
		Snow Grip C	K07500	215/65R15C	104/102R	8	9,5	M+S	D	A	72	2	980	
		Snow Grip C	K07500	195/60R16C	99/97T	8	9,5	M+S	D	A	72	2	1400	
		Snow Grip C	K07500	215/65R16C	109/107R	8	9,5	M+S	C	A	72	2	850	
		Snow Grip C	K07500	235/65R16C	115/113R	8	9,5	M+S	C	A	72	2	800	
	16	Snow Grip C	K07500	205/65R16C	107/105R	8	9,5	M+S	D	A	72	2	900	
		Snow Grip C	K07500	225/65R16C	112/110R	8	9,5	M+S	C	A	72	2	800	
		Snow Grip C & LT	K07500	195/75R16C	107/105R	8	9,5	M+S	D	A	72	2	1050	
		Snow Grip C	K07500	205/75R16C	110/108R	8	9,5	M+S	C	A	72	2	850	
		Snow Grip C	K07500	225/75R16C	121/120R	8	9,5	M+S	C	A	72	2	750	
		Snow Grip C	K07500	215/75R16C	113/111R	8	9,5	M+S	C	A	72	2	850	

# KYOTO<sup>®</sup>

JAPAN

*Symbol of Quality & Performance*



Kyoto Japan Official Distributor:

**Kyoto Japan Tire (International) S.A**

1 Carrefour de Rive  
1207 Geneva - Switzerland  
Email [sales@kyotojap.com](mailto:sales@kyotojap.com)



**Kyoto Japan Tire Corporation Ltd.**

Tokyo - Japan



[www.kyotojap.com](http://www.kyotojap.com)